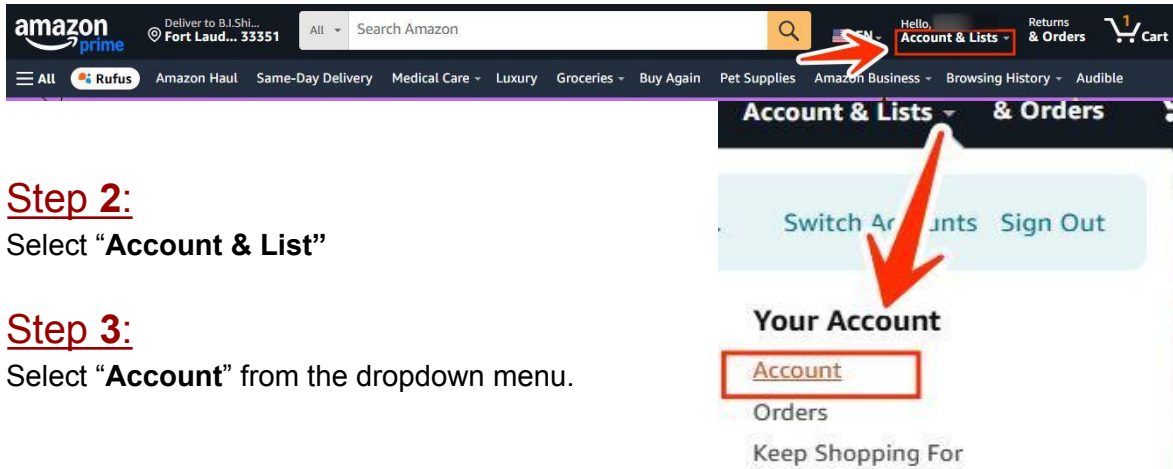




How to upload the Tax- Free Exemption Form:

Step 1:

Sign in to your **Amazon account** using www.amazon.com or the Amazon app.



Step 2:

Select **"Account & List"**

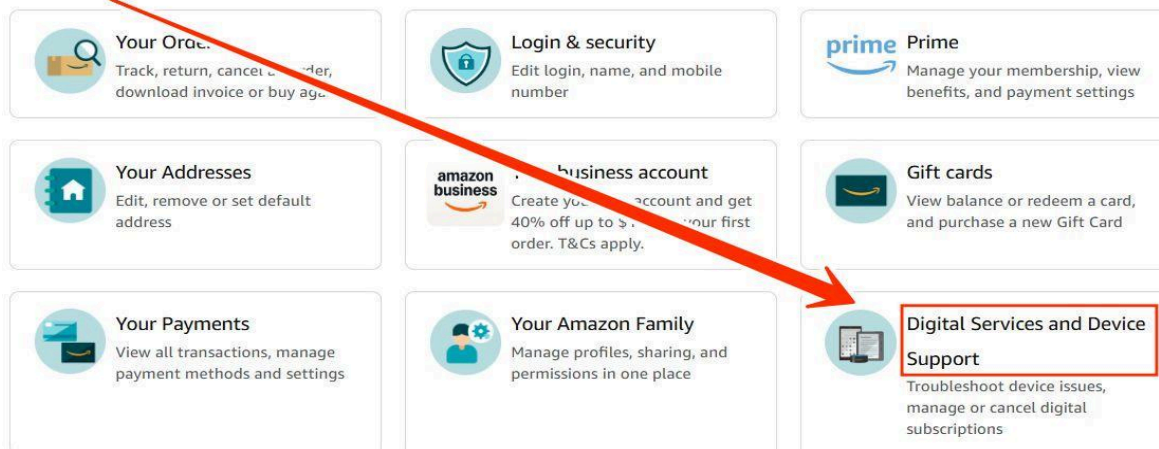
Step 3:

Select **"Account"** from the dropdown menu.

Step 4:

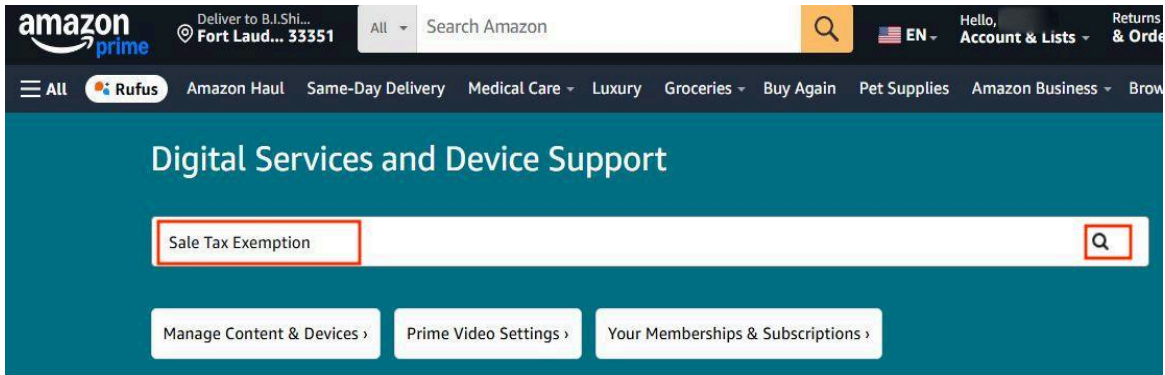
Select **"Digital Service and Device Support"** from your account list.

Your Account



Step 5:

Search for “Sales Tax Exemption” into the second search bar.



Step 6:

5. Select “Tax Exemption” from the results.



Step 7:

Select “Go to the Amazon Tax Exemption Wizard” to start the process.

Amazon Business Help > Invoices & Tax >

Tax exemption

Tax exemption

Go to the [Amazon Tax Exemption Wizard](#)
[About the Amazon Tax Exemption Program](#)

Step 8:

Select "FLORIDA" as the state.

Select the state(s)/territory in which you hold or want to update your tax exemption:

Select All

<input type="checkbox"/> Alaska	<input type="checkbox"/> Idaho	<input type="checkbox"/> Mississippi	<input type="checkbox"/> Rhode Island
<input type="checkbox"/> Alabama	<input type="checkbox"/> Illinois	<input type="checkbox"/> North Carolina	<input type="checkbox"/> South Carolina
<input type="checkbox"/> Arkansas	<input type="checkbox"/> Indiana	<input type="checkbox"/> North Dakota	<input type="checkbox"/> South Dakota
<input type="checkbox"/> Arizona	<input type="checkbox"/> Kansas	<input type="checkbox"/> Nebraska	<input type="checkbox"/> Tennessee
<input type="checkbox"/> California	<input type="checkbox"/> Kentucky	<input type="checkbox"/> New Jersey	<input type="checkbox"/> Texas
<input type="checkbox"/> Colorado	<input type="checkbox"/> Louisiana	<input type="checkbox"/> New Mexico	<input type="checkbox"/> Utah
<input type="checkbox"/> Connecticut	<input type="checkbox"/> Massachusetts	<input type="checkbox"/> Nevada	<input type="checkbox"/> Virginia
<input type="checkbox"/> D.C.	<input type="checkbox"/> Maryland	<input type="checkbox"/> New York	<input type="checkbox"/> Vermont
<input checked="" type="checkbox"/> Florida	<input type="checkbox"/> Maine	<input type="checkbox"/> Ohio	<input type="checkbox"/> Washington
<input type="checkbox"/> Georgia	<input type="checkbox"/> Michigan	<input type="checkbox"/> Oklahoma	<input type="checkbox"/> Wisconsin
<input type="checkbox"/> Hawaii	<input type="checkbox"/> Minnesota	<input type="checkbox"/> Pennsylvania	<input type="checkbox"/> West Virginia
<input type="checkbox"/> Iowa	<input type="checkbox"/> Missouri	<input type="checkbox"/> Puerto Rico	<input type="checkbox"/> Wyoming

Step 9:

Select "OTHER" as the organizational body.

amazon Individual Tax Exemption

States Type Organization Forms Review Sign Preview

What type of exemption is your business/organization qualified or registered for?

<input type="radio"/> 501C	<input type="radio"/> Agriculture Production
<input type="radio"/> Charitable Organization	<input type="radio"/> Direct Pay Permit
<input type="radio"/> United Nations/Diplomat	<input type="radio"/> Educational Institution
<input type="radio"/> Federal Government	<input type="radio"/> Health Care Provider
<input type="radio"/> Hospital(Nonprofit or State)	<input type="radio"/> Industrial Production/Manufacturing
<input type="radio"/> Library	<input type="radio"/> Native American
<input type="radio"/> Nonprofit Organization	<input type="radio"/> Nonprofit Religious Organization
<input checked="" type="radio"/> Other	<input type="radio"/> Resale
<input type="radio"/> State/ Local Government	

Step 10:

Select "Choose File" → Upload the "BIShipping Tax Exemption Certificate" provided or [click here to download](#).



Based on the information you provided we cannot generate a blanket certificate for FL. Please use the browse button below for uploading your tax exemption documents .

Upload your certificate from your computer. Files must be less than 4MB in size. We accept pdf, jpg, gif, and png file formats. Microsoft Word documents (doc or docx) are not supported at this time. Send any questions to auto-exempt@amazon.com or upload documents after converting them to pdf.

NOTE: Please upload the requested exemption document(s) in each box below. If you have multiple exemption documents for a specific upload box, they must be combined into one PDF for upload.

Exemption Form: Upload Valid Exemption Documentation

Jurisdictions(s): FL

Exemption Type: Other

Choose File BIShipping T...ertificate.pdf

By checking this box you are agreeing to Amazon Tax Exemption Program [Terms and Conditions](#). before uploading your exemption certificate.

Upload

Go back

Step 11:

Check the "Accept Conditions" option.



Based on the information you provided we cannot generate a blanket certificate for FL. Please use the browse button below for uploading your tax exemption documents .

Upload your certificate from your computer. Files must be less than 4MB in size. We accept pdf, jpg, gif, and png file formats. Microsoft Word documents (doc or docx) are not supported at this time. Send any questions to auto-exempt@amazon.com or upload documents after converting them to pdf.

NOTE: Please upload the requested exemption document(s) in each box below. If you have multiple exemption documents for a specific upload box, they must be combined into one PDF for upload.

Exemption Form: Upload Valid Exemption Documentation

Jurisdictions(s): FL

Exemption Type: Other

Choose File BIShipping T...ertificate.pdf


By checking this box you are agreeing to Amazon Tax Exemption Program [Terms and Conditions](#). before uploading your exemption certificate.


Upload

Go back

Step 12:

Upload the certificate and save your settings.

 Based on the information you provided we cannot generate a blanket certificate for FL. Please use the browse button below for uploading your tax exemption documents .


Upload your certificate from your computer. Files must be less than 4MB  in size. We accept pdf, jpg, gif, and png file formats. Microsoft Word documents (doc or docx) are not supported at this time. Send any questions to auto-exempt@amazon.com or upload documents after converting them to pdf.

NOTE: Please upload the requested exemption document(s) in each box below. If you have multiple exemption documents for a specific upload box, they must be combined into one PDF for upload.

Exemption Form: Upload Valid Exemption Documentation
Jurisdictions(s): FL
Exemption Type: Other

BShipping T...ertificate.pdf

By checking this box you are agreeing to Amazon Tax Exemption Program [Terms and Conditions](#). before uploading your exemption certificate.




 **You've successfully uploaded the following tax exemption certificates:**

Upload Valid Exemption Documentation

Our Customer Service team will review your documentation within 24 hours. If we need additional information to process your documentation, our Customer Service team will contact you by e-mail.

Amazon will then review and approve your document. Wait up to 24 hours for your Amazon account to be updated.

 **Optional:** Watch the Instructional Video

For a quick walk-through, watch our step-by-step tutorial here:

 [Watch the Tax-Free Upload Guide](#) (just click to watch)